

## Description

### Modfix Shimplate

Designed for packing underneath concrete precast or tilt-up panel, to gain alignment with a non-skid surface.

Colour coded by thickness for ease of selection. Modfix packing shims are manufactured from quality plastic and tested with compressive loads up to 20 tonnes.

Horseshoe style with long and short slots, are also available for placement around starter bars, locating bolts and pins etc.


### Ideal for

Commercial and civil applications such as packing under panels, machines, door and window frames.

### Size availability

Standard size 150 x 100 with 1, 2, 3, 5, 10, 15 and 20mm thickness.

Horseshoe and half shims are also available



## Feature and Benefits

- Very light to carry that ease the job at height
- No contact corrosion with steel or stainless steel bracket/anchor
- Variety of size and thickness

## Material and Properties

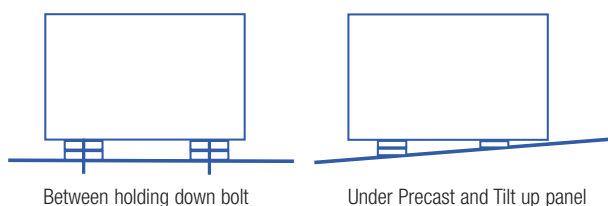
A reinforced polypropylene blend compound, exhibiting excellent surface finish and processability characteristics.

Property	Test Method	Units	Value <sup>(2)(3)</sup>
Tensile @ Yield	ASTMD638	MPa	28
Elongation @ Break	ASTMD638	%	50
Flexural Strength	ASTMD790	MPa	42
Flexural Modulus	ASTMD790	GPa	2.4

- (1) Typical properties; not to be construed as specifications.
- (2) Values quoted are the result of tests on representative samples and the product supplied may not conform in all respects.
- (3) Values quoted are the result of tests on Natural/Un-pigmented product. These values may vary on products that contain pigmentation or any other additive.

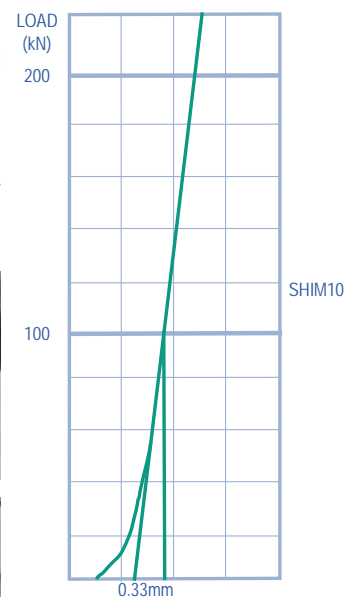
## Typical Application

- Bottom of precast panel
- Shim between steel bracket and wall



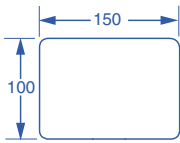
### Load Performance

Compression tests on Modfix standard panel shims have been carried out at Monash University, Department of Material Engineering. No Yielding nor any deformation was observed.



## Dimension

### Full Shim 150mm x 100mm

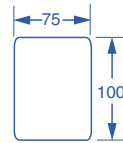


FULL SHIM

**FULL**

Thickness	Colour	Pack Qty.	Part No.
1	BROWN	100	SHIM01
2	BLUE	200	SHIM02
3	GREEN	100	SHIM03
5	YELLOW	100	SHIM05
10	BLACK	40	SHIM10
15	GREY	40	SHIM15
20	WHITE	30	SHIM20

### Half Shim 100mm x 75 mm

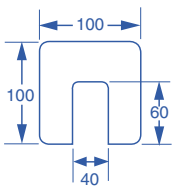


HALF SHIM

**HALF**

Thickness	Colour	Pack Qty.	Part No.
1	BROWN	200	SHS01
2	BLUE	400	SHS02
3	GREEN	200	SHS03
5	YELLOW	200	SHS05
10	BLACK	80	SHS10
15	GREY	80	SHS15
20	WHITE	60	SHS20

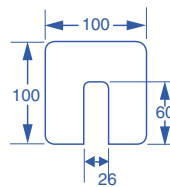
### Horseshoe Shim 100mm x 100 mm with slot 60mm x 40mm



**TYPE 'C'**

Thickness	Colour	Pack Qty.	Part No.
2	BLUE	200	SHHC02-100/40
3	GREEN	200	SHHC03-100/40
5	YELLOW	200	SHHC05-100/40
10	BLACK	100	SHHC10-100/40

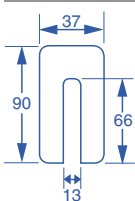
### Horseshoe Shim 100mm x 100 mm with slot 60mm x 26mm



**TYPE 'C'**

Thickness	Colour	Pack Qty.	Part No.
1	BROWN	200	SHHC01-100/26
5	YELLOW	200	SHHC05-100/26

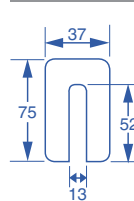
### Horseshoe Shim 90mm x 37 mm with slot 66mm x 13mm



**TYPE 'B'**

Thickness	Colour	Pack Qty.	Part No.
1.5	BROWN	1000	SHHB01.5-90
3	GREEN	1000	SHHB03-90
5	YELLOW	1000	SHHB05-90
10	BLACK	500	SHHB10-90

### Horseshoe Shim 75mm x 37 mm with slot 52mm x 13mm



**TYPE 'A'**

Thickness	Colour	Pack Qty.	Part No.
1.5	BROWN	1000	SHHA01.5-75
3	GREEN	1000	SHHA03-75
5	YELLOW	1000	SHHA05-75
6.5	WHITE	500	SHHA06.5-75
10	BLACK	500	SHHA10-75